















Care instructions - entrance mats

| Produkt | Daglig rengøring | | Månedlig rengøring | Ved behov |
|--------------------------------------------------------------------------------------------------------------------|-----------------------------------------------------------------------------------------------------------------------------------------------------------------------|-------------------------------------------------------------------------------------------------------------------------------------------------------------------------|--------------------------------------------------------------------------------------|-------------------------------------------------------------------------------------------------------------------------------------------------------------------------------------------------------------------------------------------------------------------------------------------------------------|
| <p>Entrance ALU</p> <p>Aluminium profil måtter</p> <p>Profiler med nålefilt indlæg.</p> |  |  |  | |
| | Støvsugning. Rul måtten op for at støvsuge eller feje snavset væk. Sørg for, at brønden er ren, så ingen snavs ender under profilerne, når måtten rulles tilbage. | | Vask med combi-disc maskine Kärcher BR 30/4 C Advance. | |
| <p>Entrance DRY</p> <p>Kombination måtter</p> <p>Combi Tile Combi Premier Combi Rullvara</p> |   |   |  |  |
| | Støvsugning. | | Dybdegående tør eller fugtig rengøring med CarpetCleaner. | Combi Tile: Slidt fliser kan let udskiftes. |
| <p>Entrance DRY</p> <p>Tørremåtter</p> <p>Classic Solett</p> |  |  |  | <p>Classic:</p> <div style="border: 1px solid black; padding: 5px; display: inline-block;"> <p>PH MAX 9,5</p>   </div> |
| | Støvsugning. | | Vask med combi-disc maskine Kärcher BR 30/4 C Advance. | Classic: Ved meget snavset, benyt et professionelt vaskeri. |